

# Disconnect Terminal Block and Ground Conductor Disconnect Terminal Block and Through Terminal Block of Same Profile

## 6 mm<sup>2</sup>; 282 Series

### Technical Data

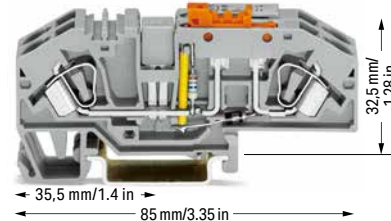
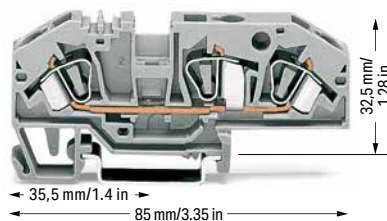
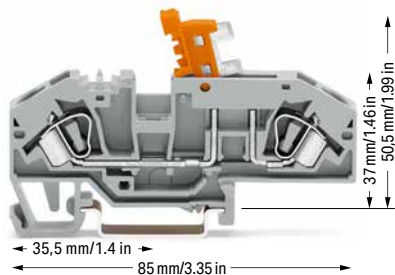
0.2 ... 6 mm <sup>2</sup>	24 ... 10 AWG
400 V/6 kV/3 ①	600 V, 30 A ②
I <sub>N</sub> 30 A	300 V, 35 A ③
Terminal block width: 8 mm / 0.315 inch	
④ 12 ... 13 mm / 0.47 ... 0.51 inch	

### Technical Data

0.2 ... 6 mm <sup>2</sup>	24 ... 10 AWG
800 V/8 kV/3 ①	600 V, 30 A ②
I <sub>N</sub> 41 A	600 V, 35 A ③
Terminal block width: 8 mm / 0.315 inch	
④ 12 ... 13 mm / 0.47 ... 0.51 inch	

### Technical Data

0.2 ... 6 mm <sup>2</sup>	24 ... 10 AWG
Terminal block width: 16 mm / 0.63 inch	
④ 12 ... 13 mm / 0.47 ... 0.51 inch	



### 2-conductor disconnect terminal block; with test point; orange disconnect link

Color	Item No.	Pack. Unit
○ gray	282-697	25
● blue	282-695	25

### 3-conductor through terminal block; with test point; same profile as disconnect terminal blocks

Color	Item No.	Pack. Unit
○ gray	282-699	25
● blue	282-694	25

### Ground conductor disconnect terminal block; with test point; orange disconnect link; gray

	Item No.	Pack. Unit
○ 24 V	282-640	12
○ 48 V	282-641	12
○ 120 V	282-638	12
○ 230 V	282-639	12

### Other terminal blocks with the same profile:

Through	282-699	Page 292
---------	---------	----------

### Other terminal blocks with the same profile:

Disconnect	282-697	Page 292
Ground cond. disc.	282-640	Page 292
Fuse	282-696	Page 294

### Other terminal blocks with the same profile:

Through	282-699	Page 292
---------	---------	----------

### Accessories; item-specific

#### Adjacent jumper; insulated; I<sub>N</sub> 41 A

	gray	282-402	100 (25)
--	------	---------	----------

### Accessories; item-specific

#### Adjacent jumper; insulated; I<sub>N</sub> 41 A

	gray	282-402	100 (25)
--	------	---------	----------

#### Alternate jumper; insulated; I<sub>N</sub> 41 A

	gray	282-409	100 (25)
--	------	---------	----------

#### Alternate jumper; insulated; I<sub>N</sub> 41 A

	gray	282-409	100 (25)
--	------	---------	----------

#### Test plug adapter; 8.3 mm wide; for 4 mm Ø test plug; for 1.5 ... 10 mm<sup>2</sup> terminal blocks

	gray	209-170	50 (25)
--	------	---------	---------

#### Test plug adapter; 8.3 mm wide; for 4 mm Ø test plug; for 1.5 ... 10 mm<sup>2</sup> terminal blocks

	gray	209-170	50 (25)
--	------	---------	---------

### Accessories; 282 Series

Appropriate marking systems: WMB/WMB Inline/WFB

#### End plate; 2 mm thick

	orange	282-333	100 (25)
	gray	282-334	100 (25)

#### Protective warning marker; with black high-voltage symbol; for 5 terminal blocks

	yellow	282-415	100 (25)
--	--------	---------	----------

#### Screwless end stop; for DIN-35 rail; 6 mm wide

	gray	249-116	100 (25)
--	------	---------	----------

#### Screwless end stop; for DIN-35 rail; 10 mm wide

	gray	249-117	50 (25)
--	------	---------	---------